

High-temperature Gages KFU & KH

Patterns, Gage Resistance, Gage Factor	Models	Dimensions (mm)				Remarks
		Grid		Base		
		Length	Width	Length	Width	

●KFU Series High-temperature Foil Strain Gages (350°C)

The base is made of highly heat-resistant polyimide and the gage element is made of NiCr alloy foil, thereby letting the KFU series gage exhibit superior characteristics over a wide temperature range.

Note) Please use KFU for a short period test.
E.g. 72 hours or less at 350 °C, 360 hours or less at 300 °C, adhesive PI-32 (It changes depending on the condition.)

Applicable Adhesives and Operating Temperature Range after Curing PI-32 -196 to 350°C

When ordering, suffix the lead wire cable code (See table at the right) to the model number with a space in between.

E.g.

KFU-5-120-C1-11 H5M3

for the gage with a high/low-temperature 3-wire cable 5 m long pre-attached

KFU-5-120-C1-11 B5M3

for the gage with a glass-coated Ni-clad 3-wire copper cable 5 m long pre-attached

If no lead wire cable code is suffixed, the gage is delivered with an Advanced ribbon cable only (25 mm long).

Uniaxial

Resistance: 120 Ω

Gage factor: Approx. 1.85 (At 350 °C)



■Types, lengths and codes of lead wire cables pre-attached to KFU gages

Types Length	High/low-temp. 3-wire cable	Glass-coated cable of 3 Ni-clad copper wires	
	C1, D16, and D17		
15 cm	H15C3	B15C3	
30 cm	H30C3	B30C3	
1 m	H1M3	B1M3	
3 m	H3M3	B3M3	
5 m	H5M3	B5M3	
Oprg. temp. range	-196 to 350°C	Normal temp. to 280°C	
Remarks	L-17	Contact us	

* For other lead wire cable lengths, contact us.

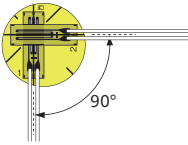
These gages are also available with 350Ω gage resistance, with a slight difference in size from 120Ω gages

KFU-5-120-C1-11					
KFU-5-120-C1-16	5	2.5	10	3.7	
KFU-5-120-C1-23					
KFU-2-120-C1-11					
KFU-2-120-C1-16	2	2.5	6	3.7	
KFU-2-120-C1-23					

Biaxial, 0°/90° stacked rosette

Resistance: 120 Ω

Gage factor: Approx. 1.85 (At 350 °C)



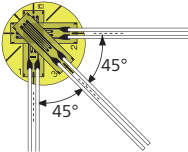
These gages are also available with 350Ω gage resistance, with a slight difference in size from 120Ω gages

KFU-5-120-D16-11					
KFU-5-120-D16-16	5	1.4	φ11		
KFU-5-120-D16-23					
KFU-2-120-D16-11					
KFU-2-120-D16-16	2	1.2	φ8		
KFU-2-120-D16-23					

Triaxial, 0°/90°/45° stacked rosette

Resistance: 120 Ω

Gage factor: Approx. 1.85 (At 350 °C)



These gages are also available with 350Ω gage resistance, with a slight difference in size from 120Ω gages

KFU-5-120-D17-11					
KFU-5-120-D17-16	5	1.4	φ11		
KFU-5-120-D17-23					
KFU-2-120-D17-11					
KFU-2-120-D17-16	2	1.2	φ8		
KFU-2-120-D17-23					

Patterns, Gage Resistance, Gage Factor	Models	Dimensions (mm)				Remarks
		Grid		Base		
		Length	Width	Length	Width	

●KH Series High-temperature Foil Strain Gages (350°C)

When ordering, suffix the lead wire cable code (See table at the right) to the model number with a space in between.

E.g.

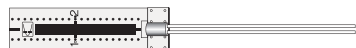
KH-5-350-G4-11 D5M3

for the gage with a glass-coated cable of 3-twisted Ni-plated copper wire 5 m long pre-attached

Uniaxial

Resistance: 350 Ω

Gage factor: Approx. 2.0 (At 350 °C)



The metal base enables easy mounting with a compact spot welder.
Installation Method and Operating Temperature Range Spot welding -50 to 350°C
Time indicators (changes depending on usage conditions)
24 hours or less at 350 °C, 72 hours or less at 300 °C

■Types, lengths and codes of lead wire cables pre-attached to KH gages

Types Length	Glass-coated cable of 3 Ni-plated copper wires			
	G4			
15 cm	D15C3			
30 cm	D30C3			
1 m	D1M3			
3 m	D3M3			
5 m	D5M3			
Oprg. temp. range	-50 to 350°C			

* For other lead wire cable lengths, contact us.

KH-5-350-G4-11					
KH-5-350-G4-16	5	1	30	8	A min. qty 5 PC.

If no cable code is suffixed, the gage is delivered with an Advanced ribbon cable only (25 mm long)

For further information please contact:

TEST MACHINES AUSTRALIA
0418 369 505
sales@testmachines.com.au
www.testmachines.com.au

A min. qty 10 PC.